

NWIA Home Sales Report

Residential Sales

May, 2023

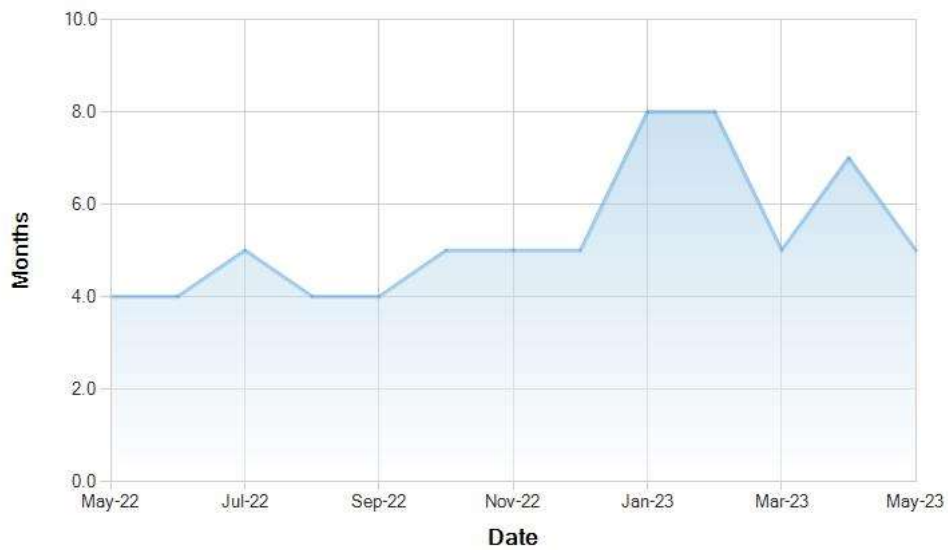


	May 2023	May 2022	YTD 2023	YTD 2022
Active listing count	396	288	1203	1155
Average list price current actives	\$360,877	—	---	----
Number sold	206	229	779	939
Sold volume	\$47,141,242	\$51,150,485,	\$174,636,058	\$191,152,216
Average sale price for sold properties	\$237,723	\$230,929	\$235,833	\$211,972
Average list price for sold properties	\$242,632	\$231,919	\$242,174	\$214,379
Avg DOM for sold properties	38	25	44	32

- Data includes all residential properties in the NWIA MLS. This includes 13 counties.
- Charts on following pages include all property types in the NWIA MLS.
- Data is deemed reliable, but not guaranteed.

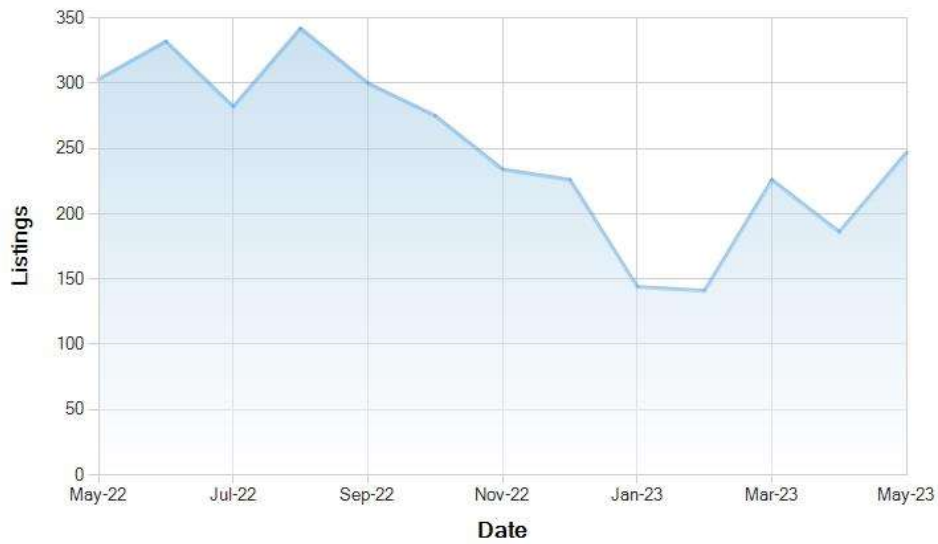
Copyright Northwest Iowa Regional Board of REALTORS MLS, 2023. All rights reserved.

Market Absorption Rate
Northwest Iowa Board of REALTORS®
May 2022 - May 2023



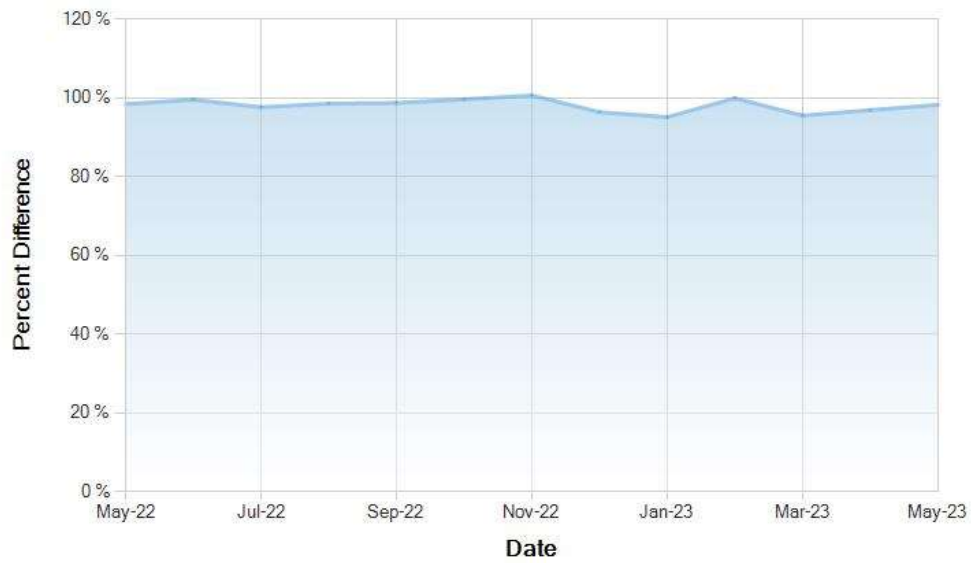
Date Created: 6/8/2023
 Source: Northwest Iowa Board of REALTORS®
 Information provided is deemed reliable but not guaranteed.
 Criteria: Class=RE,FM,CM,MU,BL AND Date Range=05/01/2022-05/31/2023

Total Number of Listings Sold
Northwest Iowa Board of REALTORS®
May 2022 - May 2023



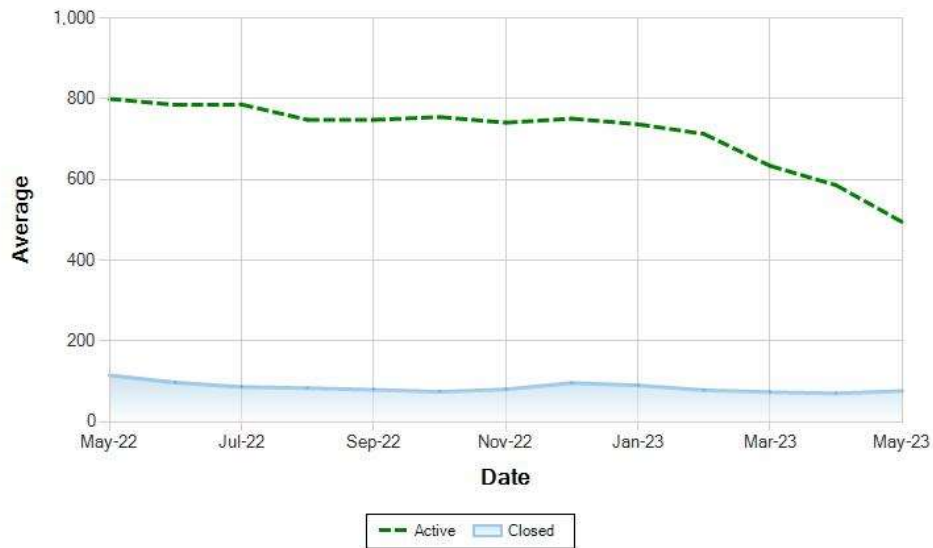
Date Created: 6/8/2023
 Source: Northwest Iowa Board of REALTORS®
 Information provided is deemed reliable but not guaranteed.
 Criteria: Class=RE,FM,CM,MU,BL AND Date Range=05/01/2022-05/31/2023

Sale vs. List Price Ratio
Northwest Iowa Board of REALTORS®
May 2022 - May 2023



Date Created: 6/8/2023
 Source: Northwest Iowa Board of REALTORS®
 Information provided is deemed reliable but not guaranteed.
 Criteria: Class=RE,FM,CM,MU,BL AND Date Range=05/01/2022-05/31/2023 AND Status=C

Average Days on Market
Northwest Iowa Board of REALTORS®
May 2022 - May 2023



Date Created: 6/8/2023
 Source: Northwest Iowa Board of REALTORS®
 Information provided is deemed reliable but not guaranteed.
 Criteria: Class=RE,FM,CM,MU,BL AND Date Range=05/01/2022-05/31/2023

Data chart includes all residential properties in the NWIA MLS. Graphics include all property types in the NWIA MLS. This includes 13 counties. Data is deemed reliable, but is not guaranteed.

Copyright Northwest Iowa Regional Board of REALTORS MLS, 2023. All rights reserved.